

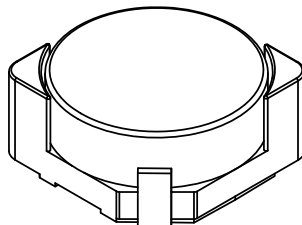
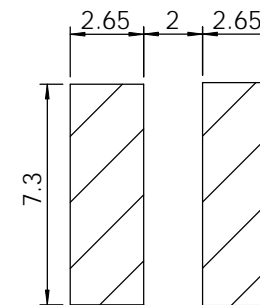
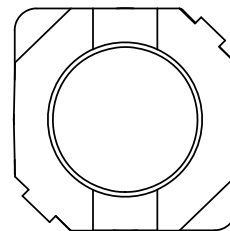
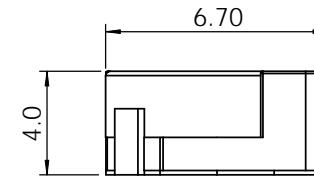
Part	L (μ H)	Tol %	R_{dc} MAX (Ω)	I_{bc} I_N (A)
CDRH6D38-3R3	3.3 @ 10kHz	N	0.02	3.5
CDRH6D38-5R0	5.0 @ 10kHz	N	0.024	2.9
CDRH6D38-6R2	6.2 @ 10kHz	N	0.027	2.5
CDRH6D38-7R4	7.4 @ 10kHz	N	0.031	2.3
CDRH6D38-8R7	8.7 @ 10kHz	N	0.034	2.2
CDRH6D38-100	10 @ 10kHz	N	0.038	2
CDRH6D38-120	12 @ 10kHz	N	0.053	1.7
CDRH6D38-150	15 @ 10kHz	N	0.057	1.6
CDRH6D38-180	18 @ 10kHz	N	0.092	1.5
CDRH6D38-220	22 @ 10kHz	N	0.096	1.3
CDRH6D38-270	27 @ 10kHz	N	0.109	1.2
CDRH6D38-330	33 @ 10kHz	N	0.124	1.1
CDRH6D38-390	39 @ 10kHz	N	0.138	1
CDRH6D38-470	47 @ 10kHz	N	0.155	0.95
CDRH6D38-560	56 @ 10kHz	N	0.202	0.85
CDRH6D38-680	68 @ 10kHz	N	0.234	0.75
CDRH6D38-820	82 @ 10kHz	N	0.324	0.7
CDRH6D38-101	100 @ 10kHz	N	0.358	0.65

SPECIFICATION

TYPE = CDRH6D38
 CONSTRUCTION = SURFACE MOUNT POWER INDUCTOR
 TERMINAL COATING = NICKEL / SILVER
 OPERATING TEMP. = -40 TO +85 °C
 STORAGE TEMP = -55 TO +125 °C
 INSULATION RESISTANCE = 100MOhm. 100V TERMINAL-CORE
 DIELECTRIC STRENGTH = 250Vac TERMINAL-CORE
 HUMIDITY EFFECTS = L±5 @ 95%RH, 40 °C, 1HR
 Q±5 @ 95%RH, 40 °C, 1HR
 PACKAGING = 1000PCS/REEL
 MARKING = 3 CHARACTERS, VALUE

NOTE

TOLERANCES L=15%; M=20%; N=30%



PROPRIETARY AND CONFIDENTIAL THE INFORMATION CONTAINED IN THIS DRAWING IS THE SOLE PROPERTY OF AIT COMPONENTS LTD. ANY REPRODUCTION IN PART OR AS A WHOLE WITHOUT THE WRITTEN PERMISSION OF AIT COMPONENTS LTD IS STRICTLY PROHIBITED.	NAME	DATE	AIT COMPONENTS LTD www.aitcomponents.com
	DRAWN		
	CHECKED		
	ENG APPR		TITLE:
MATERIAL	UNLESS OTHERWISE SPECIFIED DIMENSIONS ARE IN MILLIMETERS TOLERANCES: ONE PLACE DECIMAL +/-0.3 TWO PLACE DECIMAL +/-0.13 ANGLE +/-1 DEGREE		CDRH6D38 SMD POWER INDUCTOR
FINISH	DO NOT SCALE DRAWING		SIZE A DWG. NO. CDRH6D38 SMD POWER INDUCTOR REV. 00
SCALE:1:1			SHEET 1 OF 1